


Grade 3 Academic Home School Programme

Week 3 27 April

What a week! I have been so busy and I am really glad that this week is a bit shorter. Your teachers have been very busy too. They have a special message for you below. Counting down the days until I see you again!

Kenny xxx





Laerskool KENRIDGE Primary School



Home Language reading: Read a few pages a day. This week's book is **Stinky Street**.

[Click here for the video](#)

Monday 27 April (PUBLIC HOLIDAY)

Use today to relax and / or catch up on any work you have missed out on or unsure about.

Tuesday 28 April

ENGLISH HOME LANGUAGE

Comprehension
Reading

a-e - page 22
Hoskings 7 - page 40

(Both in your study guide)



Cursive *d*

Read the **a-e** words to mom. Then, take a blank page and draw big **a-e** bubble letters, like this:

a-e

Then take a magazine and tear and paste into your block letters. You can choose any colour. Once that is done, write all the **a-e** words around the letters. Don't throw your final product away. Who knows, maybe we end up using it at a later stage?

Window time! Write 6 sentences with one **a-e** word per sentence on a window with your whiteboard marker. Underline the **a-e** word or write it in another colour.

Cursive *d*

(press ctrl+click) [Click here for the video](#)

AFRIKAANS FIRST ADDITIONAL LANGUAGE

Nouns (selfstandige
naamwoorde)



Nouns -
selfstandige naamw






Read through the PDF document about nouns. There are English and Afrikaans explanations. Please remember that this is an Afrikaans lesson, so make sure you know the Afrikaans terms (only use the English when you get stuck).





MATHEMATICS






Practical counting
Count in 100's

Hop on two legs as you count in 100's. Hop forwards when you count forwards and hop backwards when you count backwards. Start and end with the following numbers:

- 700 to 0
- 57 to 657
- 600 to 100
- 228 to 728
- 850 to 250
- 30 to 530
- 1000 to 0

	<p>Division</p> 	<p>GET READY: You will need</p> <ul style="list-style-type: none"> ➤ 20 laundry pegs ➤ 5 paper plates <p>WATCH VIDEO and participate in the lesson using your pegs and plates. (press ctrl+click) Click here to watch the video</p> <p>PRACTICE: Work through these sums with pegs and paper plates – you don't have to write them in your book</p> <p> $18 \div 2 =$ $18 \div 3 =$ $12 \div 4 =$ $15 \div 5 =$ $16 \div 2 =$ $12 \div 3 =$ $20 \div 4 =$ $20 \div 5 =$ </p>
	<p>Iconic</p>	<p>Iconic book Term 2 Week 3</p>  <p>Iconic memo.pdf</p>
LIFE SKILLS	 <p>Recycling Presentation 1 (003).p</p>	<p>Look at the presentation. Can you name the three arrows and what they stand for? You don't have to write this.</p>
<p style="text-align: center;">Wednesday 29 April</p>		
<p>ENGLISH HOME LANGUAGE</p> <p>Punctuation</p> <p>Reading</p> <p>Cursive</p>	<p>Punctuation in your department book on page 21</p> <p>Cursive <i>g</i></p>	<p>Do the 2 exercises on page 21 called let's write and word work.</p> <p>Look at the following punctuation sentences. Rewrite the sentences into your practice book and do your corrections in colour.</p> <div style="display: flex; justify-content: space-around; align-items: flex-end;"> <div style="text-align: center;">  <p>Punctuation - 27 April.pdf</p> </div> <div style="text-align: center;">  <p>HL - Punctuation MEMO.pdf</p> </div> </div> <p>Cursive <i>g</i> (press ctrl+click) click here to watch the video</p>
AFRIKAANS FIRST ADDITIONAL LANGUAGE	<p>oo - page 59 Hoefrekwensie woordlys 3 - page 63 (Both in your study guide)</p>	<p>Read the list of oo words out loud. Make sure you know what each word means. Learn the words by doing the following: Read the word, close your eyes and imagine the word and then write it down. Make sure you check if you got it right. If you didn't, write that word out three times. Do the same for the hoefrekwensie words.</p>
MATHEMATICS	<p>Practical counting Counting in 3's</p>	<p>Three-legged race. Use a long sock and tie your one leg to your brother/sister/mom/dad's leg. Do three-legged walk/race as you count in 3's.</p>

		<ul style="list-style-type: none"> • Can you count from 3 to 36 without falling? • What about counting from 36 to 3? • Can you start at 52 and count to 91? • Start at 142 and count to 88. • Try to walk all the way around the house as you count in 3's.
	<p>Division</p> 	<p>GET READY:</p> <ul style="list-style-type: none"> • Get 5 paper plates • Find some paper. If you have 5 different colours cut out 5 of each colour. If not use whatever you have at home. • Cut out 30 squares about 3cm by 3cm. • On 5 of them write 1. • On 5 of them write 2. • On 5 of them write 3. • On 5 of them write 4. • On 5 of them write 5. • On 5 of them write 10. <p>WATCH VIDEO and participate in the lesson. (press ctrl+click) Click here to watch the video</p> <p>PRACTICE: Work through these sums with your number cards and paper plates – you don't have to write them in your book.</p> <p> $28 \div 2 =$ $45 \div 3 =$ $48 \div 4 =$ $65 \div 5 =$ </p>
	Bonds of 13	<div>  Bonds of 13 (homes).pdf  Bonds of 13 MEMO.pdf </div>
LIFE SKILLS	<p>Time to get moving!</p> <p>OPTIONAL Art lesson. Mrs Jansen misses everyone too!</p>	<p>(press ctrl+click) Click here to watch the video</p> <div>  <p>LS - Art Lockdown Lesson.pdf</p> </div>
<p style="text-align: center;">Thursday 30 April</p>		
<p>ENGLISH HOME LANGUAGE</p> <p>Reading</p> <p>Cursive</p>	<p><u>Comprehension</u> Our Grandfathers Picnic Page 56 & 57 in department book</p> <p>Phonics and parts of speech revision</p>	<p>Read the story and answer the questions in your department book. Choose 5 words at the bottom of page 57 and write 5 sentences in your practice book.</p> <ul style="list-style-type: none"> • Read Jane & James bake a cake - page 30 (Study Guide) • Highlight the a-e words with your yellow pencil. • Then, in your practice book - write 5 nouns in green, 5 verbs in purple and 5 adjectives in blue. (from the story Jane & James bake a cake)

AFRIKAANS FIRST ADDITIONAL LANGUAGE	Klanke – practicing what you learnt on Wednesday	Use the documents below. Do this in your practice book. Don't forget to check your work and improve on your mistakes! <div>  oo klank en hoefrekwensie.pdf  oo klank en hoefrekwensie - mei </div>
MATHEMATICS	Practical counting Counting in 50's	Bounce a ball against a wall. Count in 50's as you throw and catch. <ul style="list-style-type: none"> • Count from 50 – 500 • Count from 400 – 0 • Count from 300 – 750 • Count from 650 - 150 • Count from 250 - 800
	Practice book work	Work set out in the document below. <div>  Practice Book Work.pdf  Practice Book Memo.pdf </div>
	Matific	Matific activities as set by your teacher
LIFE SKILLS	 COVID19-TIME-CAPS ULE-3 copy.pdf	Do these three pages. If you can't print this, write out sentences about how you are feeling. Write out the answers to the questions your parents give you. Do this in your busy bee book.
Friday 1 May (PUBLIC HOLIDAY)		
Use today to relax and / or catch up on any work you have missed out on or unsure about.		