






KENRIDGE Primary School



Grade 6 Academic Home School Programme: 1st Upload (14 April)

Subject	Resources	Tasks
English Home Language	<p>Gr 6 PDF Documents 1st upload</p> <p>Folio paper</p> 	<ol style="list-style-type: none">1. Start learning new spelling words (test date will be confirmed later)- Note that these are all words starting with a prefix. See English Handbook & Study Guide p46.2. Look up the definition of each word (no 1 – 20).3. Use each word in a sentence to clearly show the understanding of the <i>meaning</i> of the word.4. Adjectives & Degrees of comparison: English booklet p 42 -48<ul style="list-style-type: none">• Read top of p42 and complete Ex 30• Read p43 – 44 (types of adjectives) and complete Ex 32 p44• Complete Ex 32 on p45/46• Read degrees of comparison p46 and complete Ex 33 <p>*Some classes completed the Adjectives last term and can therefore use this time for reading</p>
Afrikaans Eerste Addisionele Taal (EAT)	<p>Afrikaans Sonder Grense (ASG) Handboek/ Textbook</p> <p>Folio paper</p> <p>Gr 6 PDF Documents 1st upload</p>	<ol style="list-style-type: none">1. Lees die storie “Mondi en die fluitspeler” op bladsy 94-98 in jou ASG handboek. Beantwoord vrae A, B, C, D op bladsy 99 op ‘n folio papier en stoor dit in jou algemene leêr. <i>Read the story “Mondi en die fluitspeler” on page 94-98 in the ASG textbook. Answer questions A, B, C, D on page 99 on a folio paper and keep it in your general file.</i>2. Blaai na bladsy 100 in jou ASG handboek en voltooi op bladsy 100 die PRET MET TAAL aktiwiteit nommer A, B, C op ‘n folio bladsy en stoor dit in jou algemene leêr. <i>Page to page 100 in your ASG textbook. Complete the PRET MET TAAL activity on a folio paper and keep it in your general file.</i>3. Lees die storie “Hoekom Leeus so hard brul” op bladsy 84-85 in jou ASG handboek. Voltooi op bladsy 86 vrae A, B, C op ‘n folio bladsy en stoor dit in jou algemene leêr. <i>Read the story “Hoekom Leeus so hard brul” op page 84 -85 in your ASG textbook. Complete questions A, B, C on a folio and keep it in your general file.</i>

		<p>4. Kyk op bladsy 23 in jou ASG handboek na die formaat van 'n informele brief. Lees deur die voorbeeld brief op bladsy 22 en vergelyk dit met die formaat op bladsy 23.</p> <p>Let op die volgende aspekte van 'n informele brief:</p> <ul style="list-style-type: none"> ○ Adres ○ Aanhef ○ Paragrafe ○ Spasies ○ Slot <p><i>Look on page 23 in your ASG textbook at the format of an informal letter. Read through the example of an informal letter written on page 22. Compare the format on page 23 with the example written on page 22. Look at the following aspects of an informal letter:</i></p> <ul style="list-style-type: none"> ○ Address ○ Salutation ○ Paragraphs ○ Spaces ○ Conclusion
<p>Maths</p> 	<p>Iconic</p> <p>Gr 6 PDF Documents 1st upload</p> <p>Booklet Workbook Calculator</p> <p><i>Matific</i></p>	<p>1. Mental Maths (Using Iconic): Complete Term 1, Week 10, number 46 - 50, p. 13. Mark Iconic after you have completed the week.</p> <p>2. Complete Exercise 21, p.37-39 (Consolidation). Complete Section A – B in workbook, Section C (number 1 in workbook, number 2 – 3, 5 in booklet. You may use a calculator for Section C).</p> <p>3. Complete Exercise 22, p. 39 – 40. Complete Section A – D in workbook. (A calculator may be used for Section B + D)</p> <p><u><i>Enrichment- Not compulsory:</i></u></p> <ul style="list-style-type: none"> ➤ Use your login details and complete the assigned tasks: https://www.matific.com/za/en-za/login-page/ ➤ Visit this FREE website from oxford for fun mental maths: http://blitz.oxford.co.za/activities/
<p>NST</p>	<p>Textbook Workbook Booklet</p>	<p>1. Copy word bank on p. 12 of Platinum Textbook over in workbook.</p> <p>2. Diseases and Conditions: Read p. 9-10 of booklet and make your own 2 summaries of: Diseases and Conditions (p. 10-11) in your workbook:</p> <ul style="list-style-type: none"> ● Conditions: Tooth Decay; Obesity; Rickets; Constipation ● Diseases: Diabetes; Kwashiorkor; Scurvy

<p>History</p>	<p>Module Platinum textbook Workbook</p> <p>Gr 6 PDF Documents 1st upload</p>	<p>The aim is to complete the notes and activities in our first History module. Check your module and history classwork book to see what you may still need to do. Once we are back in our classes your teacher will revise the last sections of work with you.</p> <p>NOTE: The last two paragraphs in your module notes about Marco Polo differ slightly from the notes in your Platinum textbook.</p> <hr/> <p>Unit 7: European explorers in Asia at the same time as Mapungubwe was at its height (Platinum textbook p114)</p> <ul style="list-style-type: none"> • Activity 9 (Platinum textbook p115) to be completed in classwork book <ul style="list-style-type: none"> ○ Complete questions 1,2,3 and draw a neat timeline for question 4 • Activity 10 (Platinum textbook p116) to be completed in classwork book <ul style="list-style-type: none"> ○ Complete only questions 3 and 4. • Activity 11 <ul style="list-style-type: none"> ○ Complete questions 1 to 4.
<p>Geography</p> 	<p>Workbook</p> <p>Textbook</p> <p>Booklet</p> <p>Gr 6 PDF Document 1st upload</p>	<p>Complete the following activities in your workbook:</p> <ol style="list-style-type: none"> 1. PTB (Platinum textbook) p.13 activity 6 (Only do questions 1 – 6) Please note changes to Q1 and 2 → Q1: write the line scale as a word scale. Q2: Mpumalanga (should read North West Province) 2. PTB p.14 Act. 7 Q1 and 2 (use a ruler for both questions) Please note 1cm on the map represents 160km on the ground. Remember to measure from the red dots. Round off your answers. <p>Refer to your booklet to complete the following:</p> <ol style="list-style-type: none"> 1. Political map of Africa – Countries only. <p>Complete the map by following the instructions on the page. (Refer to Africa Map in PDF Documents)</p> <ol style="list-style-type: none"> 2. Answer the questions on the next page in your booklet. – Let's familiarise ourselves with our continent, Africa. 3. Game time – do you know the countries in Africa – Family Challenge! (Refer to Africa Map 2 in PDF Documents)
<p>Arts and Culture</p>		<p>No task for now</p>
<p>Life Skills</p>		<p>No task for now</p>

