










Laerskool KENRIDGE Primary School

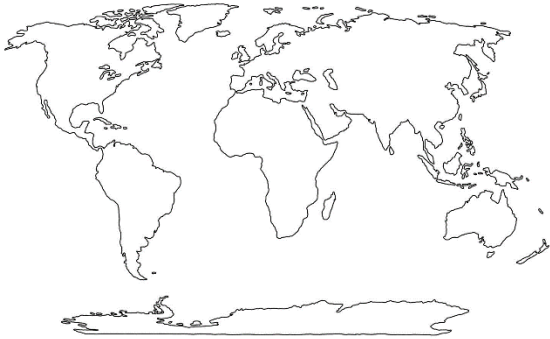
Grade 7 Academic Home School Programme: 4th Upload (4 – 8 May)



Subject and Resources	Monday	Tuesday	Wednesday	Thursday	Friday
<u>ENGLISH HOME LANGUAGE</u> English For Life Textbook Language and Literature workbooks 	<p><u>Writing prompt:</u></p> <p>1. Type a short paragraph of no more than FIVE lines about one of the following topics:</p> <p>ONE LESSON THAT I HAVE LEARNT DURING LOCKDOWN.</p> <p>OR</p> <p>WHAT I HAVE ENJOYED THE MOST DURING LOCKDOWN.</p> <p>2. E-mail this paragraph to your English teacher. <small>sharon.jellicoe@kenridge.org.za lee.tanner@kenridge.org.za debbie.chandler@kenridge.org.za</small></p> <p><u>Summarising</u></p> <p>1. Read the notes: How to Summarise 2. Watch the PowerPoint:</p>	<p><u>Summarising</u></p> <p>1. Read through the passage entitled: Mammals (attached note) 2. Refer to the PowerPoint slide (number 4) entitled: Techniques. Underline / highlight the most important points. 3. On a folio page, write the date and heading: Summaries. 4. List the main points in your own words. 5. Now write the first draft of your summary by combining sentences into a logical sequence. 6. Refer to slide 6 of the PowerPoint and edit your first draft. (use a pencil) 7. Ensure that you have used full sentences and</p>	<p><u>Summarising:</u></p> <p>1. Write your final draft in your Language book. Write a date, title (Mammals), number your sentences and indicate the number of words in brackets at the end. 2. Memo attached.</p> <p><u>Language:</u></p> <p>1. Re-read the story Are you the Vet? (from Week 1 Upload). 2. Refer to the page entitled, Language: Are You the Vet? and answer the questions in your Language Book. (do not print off or paste in any notes). 3. Write the date and headings for each section and sub-section. 4. Answer questions 1 to 3.</p>	<p><u>Language:</u></p> <p>1. Complete questions 4 to 6 from Are you the Vet? Language paper. 2. Memo to follow next week.</p> <p><u>Literature:</u></p> <p>Read the short story: Why Bat has no Friends. (English For Life page 17)</p> <p> what are other words for summarising?</p> <p> sum up, recapitulate, recap, sum, resume, brief, reasoning, deduction, concluding, summarize</p> <p></p> <p><small>Thesaurus.plus</small></p>	<p><u>Literature:</u></p> <p>1. Refer to the page of questions on Why Bat has no Friends. 2. Do not paste in any notes. Write your answers in your Literature book. 3. Write the date and heading and answer the questions in full sentences. 4. Complete the questions to Why Bat has no Friends. 5. Mark and correct your work. Memo attached.</p>

	Summaries (refer to PDF file)	eliminated unnecessary information.			
<u>AFRIKAANS EERSTE ADDISIONELE TAAL (EAT)</u> Afrikaans Handbook and Study Guide	Taal: Lees die brief op KOS! KOS! en skryf jou antwoorde in jou Taal 1 . Kyk op bl.99 in jou Afrikaans Handbook & Study Guide . Merk eers daarna met die PDF-memo.	Taal: Intensiewe / Antonieme. Lees en skryf jou antwoorde in jou Taal 1 . Kyk op bl. 47 en 49 in jou Afrikaans Handbook & Study Guide . Merk daarna met die PDF-memo.	Taal: Vertaal die tien sinne in Afrikaans. Skryf dit in jou Taal 1 . Gebruik 'n woordeboek en jou AHSG bl. 99 Kos. Merk daarna met die PDF-memo.	Taal: Remediëring: Kos is op die tafel. Skryf die meervoud, verkleining en voornaamwoord in jou Taal 1 neer. Merk daarna met die PDF-memo.	Gedig: EET! Lees die gedig en beantwoord die vrae in jou Skryf- en Begripboek . Merk daarna met die PDF-memo.
<u>MATHS</u> (all work to be done in classwork book) Kenmat	Recap of \times and \div of fractions (click here for video) Do Fraction Exercise - Breuke Oefening pdf. Mark with PDF memo or video memo (click here)	Kenmat p37 # 4 (a – e) Mark using PDF memo or video memo (click here)	Kenmat p 37 # 4 (f – h) Mark using PDF memo or video memo (click here)	Kenmat p 38 Worksheet 21 # 1 a – c Mark using PDF memo or video memo (click here)	Kenmat p 39 – 40 Worksheet 22 # 1 – 2 Mark using PDF memo or video memo (click here)
<u>NS</u> Via Afrika 		Practical Task: Investigation: How do we find the boiling point of water? Follow the instructions on the pdf note and complete the experiment. Write up the experiment in your NS workbook by carefully following the instructions.	Continue to write up the experiment in your NS workbook.	Open the pdf file named Scientific Apparatus . Write the heading in your NS workbook: Scientific Apparatus and number your page 1 – 21 Name all the apparatus. Mark your answers with the pdf Memo	

<p><u>HISTORY</u></p> <p>Via Afrika and notebook</p>	<p>Topic: <u>The Timbuktu Manuscripts</u></p> <p>Watch the first video, which was made in 2008. Click here</p> <p>Much has changed since 2008. Watch the next video, which was made in 2013. Click here</p> <p>Read page 59 – 60 in your textbook and answer the PDF worksheet on the Timbuktu Manuscripts. Write the date and the heading and work on the next clean page in your notebook. Number carefully. (If you prefer, you may print the task and fill it in.)</p>	<p>Refer to the PDF memorandum on the Timbuktu Manuscripts.</p> <p>Mark your work carefully in another colour.</p>		<p>Topic: <u>Why is Timbuktu a World Heritage Site?</u></p> <p>Read from the bottom of page 60 as well as page 61.</p> <p>Work on the next clean page of your notebook. Date Heading: <u>What is a World Heritage Site?</u></p> <p>Write the definition.</p> <p>New heading: <u>Why is Timbuktu a World Heritage Site?</u></p> <p>Identify 4 clear reasons and write them down. DO NOT copy the exact words from your textbook as you will be committing plagiarism! You may bullet the reasons or make a mind map – use colour to help you remember.</p> <p>Refer to the PDF memorandum to mark and see if you have identified the correct points.</p>	
--	--	--	---	--	--

<u>GEOGRAPHY</u> Via Afrika		Refer to this video: Click here Watch the video from 2.25 minutes to 4.43 minutes. Describe / explain the Plate Tectonics Theory in one or two sentences – write this in your workbook.	Look on page 69 and list the 7 large tectonic plates. Look at their positions on the map on p. 69. (If possible, search for and print, or draw, a small map of the world and try to draw these plates onto the map yourself. Use a bright, coloured pen.)		
<u>TECHNOLOGY</u> Textbook: Technology Today Technology workbook and PDF files.	Write a Design Brief. Follow the instructions on the PDF document. This task is not an assessment.				
<u>EMS</u> EMS textbook and workbook.		Budget, Savings, Banking, Financial records and transactions. Read and copy glossary words on p. 66 - 71 into workbooks.	Complete Act 6.3 on p. 71 in workbook Memo provided		
<u>ARTS AND CULTURE</u>	<div>No task for now.</div>				
<u>LIFE ORIENTATION</u>			Refer to the PDF document		