

# Grade 3 Academic Home School Programme

## Week 4 - 4 May




I had so much fun looking at  
your teacher's baby photos!

Look through an album at home with  
mom or dad and chat about what is  
happening in the picture. It's nice to  
look back on special times. Share the  
picture with your teacher. I am sure  
she would LOVE to see them.

Until next week!

Kenny xxx



# Laerskool KENRIDGE Primary School



Home Language reading: Read a few pages a day. This week's book is **Clever Monkey**

[Click here for the book](#)

Remember to finish the book by next week 😊

PE for the week

**PLEASE NOTE**

[SEE: PE - Week 4](#)

## Monday 4 May

### ENGLISH HOME LANGUAGE

Phonics

Cursive

e-e phonics page 22  
Revise Hoskings List 6 page 40

Cursive *q*

See video for the e-e phonics  
(press ctrl+click) [Click here for the video](#)

Write 8 sentences in your practice book with an **e-e** word in each sentence. Remember to write your **e-e** word in colour.

Cursive *q*  
(press ctrl+click) [Click here for the video](#)

### AFRIKAANS FIRST ADDITIONAL LANGUAGE

Reader p. 15 - 18  
Remember to fill in your weather calendar

You need to download Snapplify to access your new book

**PLEASE NOTE**

[SEE: Snapplify Steps](#)

### MATHEMATICS

Practical counting  
Count in 10's

Skip with your skipping rope as you count in 10's. Swing your rope backwards when you count back.

Count from:

- 12 – 232
- 216 – 36
- 147 – 287
- 255 – 55

Division

#### GET READY:

- Get your
- Practice Book
  - ruler
  - pencil
  - 5 paper plates
  - your number cards

**WATCH VIDEO** and participate by working in your Practice Book.  
(press ctrl+click) [Click here to watch the video](#)

To be completed by Friday


**Iconic** Term 2 Week 4

**PLEASE NOTE**



[SEE: Maths - Iconic Memo](#)

**Matific** activities set by your teacher


<b>LIFE SKILLS</b>	Let's get ready to make an insect next week....	Please start collecting recycled objects this week for next week's work. Things like bottle tops, empty toilet rolls, bread tags, egg boxes and any other objects.
<b>Tuesday 5 May</b>		
<b>ENGLISH HOME LANGUAGE</b>  Comprehension and Listening	How Insects Protect Themselves	Do you know how insects protect themselves? <b>Watch this video</b> and then write the <b>answers to the questions</b> in your practice book.  ( <a href="#">press ctrl+click</a> ) <a href="#">Click here to watch the video</a>  <b>PLEASE NOTE</b> <a href="#">SEE: HL - Questions and Memo</a>
<b>AFRIKAANS FIRST ADDITIONAL LANGUAGE</b>	Read through your "uu" words in your Study Guide, p59. Remember to fill in your weather calendar from last week.	Make sure you have a pencil with you and that your Study Guide is open on pg. 59. Then watch the video below.  ( <a href="#">press ctrl+click</a> ) <a href="#">Click here to watch the video</a>  Learn your "uu" words. Look at the word, cover the work, write the words on your whiteboard.
<b>MATHEMATICS</b>	Practical counting Count in 5's	Hop on one leg down the passage. Count from: • 5 – 60 • 60 – 5 • 70 – 110 • 80 - 15
	Practice Book work	Work set out in the document.  <b>PLEASE NOTE</b> <a href="#">SEE: Maths - Practice Work and Practice Work Memo</a>
	Mental maths	Activity to do with mom/dad. You need a deck of cards and a dice. <ul style="list-style-type: none"> <li>• Put the Jokers and Kings aside – you won't be using those.</li> <li>• Shuffle the cards well.</li> <li>• Put the deck of cards face down.</li> <li>• Turn over the card that is on top of the pile.</li> <li>• Roll the dice.</li> <li>• Multiply the number on the card by the number on the dice.</li> <li>• If your answer is correct, you may keep the card.</li> <li>• The next player turns over the next card, rolls the dice and works out the answer to the multiplication sum.</li> <li>• Continue until all the cards are taken.</li> </ul> Ace = 1

		Jack = 11 Queen = 12 For this game the 6 on the dice is ZERO.  Have fun!
	To be completed by Friday	<b>Iconic</b> Term 2 Week 4 <b>Matific</b> activities set by your teacher
<b>LIFE SKILLS</b>	Recycling discussion cards 1-5 (PDF document). Read these cards and discuss with dad, mom or your sibling.	 <a href="#">SEE: LS - Recycling Cards</a>

**Wednesday  
6 May**

<b>ENGLISH HOME LANGUAGE</b>  Tenses  Cursive	Past, present and future tense    Cursive <i>l</i>	Before you start, you need to <b>cut a piece of paper into 10 pieces</b> and you <b>need a pencil</b> . Once you have these, watch the videos on tenses. Watch them in this order: 1) <a href="#">(press ctrl+click) Click here for the video</a> 2) <a href="#">(press ctrl+click) Click here for the video</a> 3) <a href="#">(press ctrl+click) Click here for the video</a>  Now, do your sentences in your practice book as explained in the video.   <a href="#">SEE: HL - Future Tense Explanation</a>  Cursive <i>l</i> <a href="#">(press ctrl+click) Click here for the video</a>
<b>AFRIKAANS FIRST ADDITIONAL LANGUAGE</b>	Complete the “Klanke” activity in your Practice Book. Read carefully through your work and ask a parent to check your work afterwards. Remember to fill in your weather calendar from last week.	Complete the “klanke sinne” in your Practice Book. Remember to fill in the missing sound in colour or underline it with colour.   <a href="#">SEE: FAL - uu Klank en uu Klank Memo</a>
<b>MATHEMATICS</b>	Practical counting Count in 10's	Take ENORMOUSE steps (like a giant) as you count in 10's. Do this outside. Count from: • 78 – 318 • 325- 135 • 44 – 354 • 231 – 11

	Practice Book work	Work set out in the document.
	To be complete by Friday	<b>Iconic</b> Term 2 Week 4 <b>Matific</b> activities set by your teacher
<b>Thursday 7 May</b>		
<b>ENGLISH HOME LANGUAGE</b>  Phonics  Cursive	Cursive <i>lr</i>	Cursive <i>lr</i>  (press ctrl+click) <a href="#">Click here for the video</a>  <b>OPTIONAL:</b> Have a phonics test with anyone in your family. Do the test on <b>e-e words</b> and <b>Hoskings List 6</b> . You can do this on a window or on your whiteboard.
<b>AFRIKAANS FIRST ADDITIONAL LANGUAGE</b>	Reader p. 19 – 22 Remember to fill in your weather calendar.	
<b>MATHEMATICS</b>	Practical counting Count in 5's	Sit on the ground with your feet apart, near to a wall. Roll a ball so that it hits the wall and bounces back to you. Count in 5's <ul style="list-style-type: none"> <li>• 5 – 70</li> <li>• 60 – 10</li> <li>• 40 – 115</li> <li>• 150 - 65</li> </ul>
	Practice book work	Work set out in the document.
	Class connect via Teams	<b>3D Shapes</b> Bring the following to the meeting <ul style="list-style-type: none"> <li>• Cylinder</li> <li>• Cuboid</li> <li>• Cube</li> <li>• Sphere</li> <li>• Cone</li> </ul>
	To be completed by Friday	<b>Iconic</b> Term 2 Week 4 <b>Matific</b> activities set by your teacher
<b>Friday 8 May</b>		
<b>ENGLISH HOME LANGUAGE</b>  Creative Writing	8 facts about an uncommon insect	Ask mom to help you to <b>find an insect</b> on the internet that <b>isn't very well known</b> (an uncommon insect). Once you have chosen your insect, <b>write 8 facts</b> about the insect in your practice book. Remember to <b>number your facts</b> and write them <b>FULL sentences</b> . <i>Also, remember to write the date and your heading is the name of your insect.</i>

		(We will use these facts for next week's creative writing)
<b>AFRIKAANS FIRST ADDITIONAL LANGUAGE</b>	Reader p. 23 – 29 Remember to fill in your weather calendar.	
<b>MATHEMATICS</b>	Practical counting Count in 5's	High-five Friday Give everyone at home a "high-five" as you count in 5's. Don't forget Kenny, your pets and your toys. Who will give the most high-fives?
	Practice book work	Work set out in the document.
	To be completed	<b>Iconic</b> Term 2 Week 4 <b>Matific</b> activities set by your teacher
<b>LIFE SKILLS</b>	COVID-19 Time Capsule (Mind map/ What am I doing to keep busy). If you can't print this, draw the mind map in your book and write your responses.	 <a href="#">SEE: LS - Time Capsule 3</a>