

Grade 3 Academic Home School Programme

Week 6: 18 May

I loved looking at all
your favourite season
photos!


Can you guess what my
favourite season is?

You guessed it! It's WINTER.
I love being all snuggly and
warm with my gloves and
scarf.

Miss you terribly!

Kenny xxx





Laerskool KENRIDGE Primary School



Home Language reading: Read a few pages a day. This week's book is **Cornflake Coin**

[Click here for the book](#)

Remember to finish the book by next week 😊

PE for the week:

Girls: [Click here to watch the video](#)

Boys: [Click here to watch the video](#)

**Monday
18 May**

ENGLISH HOME LANGUAGE

Listening

Phonics

Listening and comprehension

Hoskings List 8 -
page 40



Watch the story about **Caterpillar Shoes** and then answer the questions.

[Click here to watch the video](#)

PLEASE NOTE

SEE: HL - Caterpillar Shoes Questions

Once you have **answered the questions**, you can **mark your own work**. Watch this video for the answers:

[Click here to watch the video](#)

Window time! **Read over** your Hoskings Words in your study guide. Ask mom to **quiz you** and write your **answers on a window**.

AFRIKAANS FIRST ADDITIONAL LANGUAGE

Kleure (see video)

Revise Klanke (ie, oo, uu, oe, and
Hoefrekwensie lys 3)

Watch the video about different colours. At the end of the video, there will some activities that you can do too. These activities are optional.

[click here to watch the video](#)

You do not need to study all the phonics today. Please make sure that you have revised all Klanke by Thursday.

MATHEMATICS




Practical counting
Count in 2

Practice book work

You need a bucket/box/container and some lego/marbles/pebbles. Place the container 2 metres away from you. Hold a piece of lego in each hand. Try to throw them into the bucket at the same time as you count in twos.

Watch the video lesson about **Multiplication**

[Click here to watch the video](#)

		Do the work set out in the document.  <u>SEE: Maths - Practice Work & Practice Work MEMO</u>
	Symmetry	Department Book p 110
	Finish by Friday	Iconic Term 2 Week 6  <u>SEE: Maths - Iconic MEMO</u> Matific activities set by your teacher
LIFE SKILLS	All about Moths and Butterflies. The last slide explains the activity.	Click here to watch the video
Tuesday 19 May		
ENGLISH HOME LANGUAGE Cursive Phonics	Cursive revision o-e phonics Page 23 - study guide	Revise the <i>k</i> from last week. If you would like to, you can watch the video again: Click here to watch the video Cursive instructions: Once you have refreshed your memory, watch this video for your instructions: Click here to watch the video Phonics: Watch this video for the activity and instructions: Click here to watch the video
AFRIKAANS FIRST ADDITIONAL LANGUAGE	IUWIR "Kleure" Paragraph Revise Klanke for Thursday	Read the instructions and the paragraph in the document. As you read, follow the instructions to make sure that you draw your picture correctly.  <u>SEE: FAL – Kleur Instruksies & Kleur Instruksies MEMO</u>
MATHEMATICS	Practical counting Count in 2	You need some water paints and paper. Dip your two thumbs into the paint and press them onto the paper to make thumb prints. Count in two's as you repeat this. How many thumb prints can you fit on your page?
	Practice book work	Work set out in document.

	Patterns	Useful Insect pattern worksheet PLEASE NOTE SEE: Maths - Insect Patterns & Insect Patterns MEMO
	Finish by Friday	Iconic Term 2 Week 6 Matific activities set by your teacher
Wednesday 20 May		
ENGLISH HOME LANGUAGE	Collective nouns. Page 13 of your study guide.	Time to have some fun! <u>For this activity you will need:</u> <ul style="list-style-type: none"> • 4 blank pieces of paper • Black koki • Glue • Scissors • Any recyclables: magazines, small leaves, wrapping paper, colour paper, cereal box - anything you can find. Watch the video to find out what to do: Click here to watch the video
AFRIKAANS FIRST ADDITIONAL LANGUAGE	Revise klanke for TOMORROW	When revising the klanke, make sure you know how to spell the words and that you know the meaning of the words.
MATHEMATICS	Practical counting Count in 4	Frog jumps! Hop on all fours as high as you can as you count in fours. <ul style="list-style-type: none"> • Start at 0 and count to 48 • Start at 48 and count back to 0 Do it again with little hops – count and hop as fast as you can!
	Fractions	Watch the video lesson about Fractions Click here to watch the video
	Practice Book work	Work set out in the document
	Finish by Friday	Iconic Term 2 Week 6 Matific activities set by your teacher
LIFE SKILLS	Xhosa(optional)	Click here to watch the video
Thursday 21 May		
ENGLISH HOME LANGUAGE	Punctuation revision	Rewrite these sentences in your practice book with the correct punctuation . Remember to do your punctuation corrections in colour .

Punctuation		<div>PLEASE NOTE</div> <p>SEE: HL - Punctuation</p> <p>Once you are finished, watch this video to mark your work: Click here to watch the video</p>
AFRIKAANS FIRST ADDITIONAL LANGUAGE	Klanke toets	There will be a klanke test in your Teams session with your teacher. Please make sure that you have a whiteboard and whiteboard marker (or pencil and paper) with you before the meeting starts!
MATHEMATICS	Practical counting Count in 4	Time for parachute fun again! You need a bed sheet and Kenny/fluffy toy. Toss Kenny high up into the air. Count in 4's each time Kenny lands on the sheet. See if you can count to 200 😊
	Practice Book work	Work set out in the document.
	Finish by Friday	Iconic Term 2 Week 6 Matific activities set by your teacher
Friday 22 May		
ENGLISH HOME LANGUAGE Creative Writing Reading	Creative writing (Poem) o-e phonics Page 31	<p>Listen to the poem about Zanzibar the Caterpillar. The instructions for your work are also in the video.</p> <p>Click here to watch the video</p> <p>Read Rose's Play Date and highlight all the o-e words in colour. Remember to read with expression!</p>
AFRIKAANS FIRST ADDITIONAL LANGUAGE	Listening activity – "Die Vreeslike Honger Ruspe"	<p>Watch the video about the story of the very hungry caterpillar. The story will be read to you in Afrikaans. If there is something you do not understand, pause the video and read the English sentences.</p> <p>Click here to watch the video</p> <p>Once you have listened carefully to the story, answer the questions in the video below. Make sure you have your whiteboard and marker with you for this.</p> <p>Click here to watch the video</p>

MATHEMATICS	Practice Book work	Work set out in the document
	Kenny Deli - in Practice Book	Once you have done the Kenny Deli activity, mark your work by watching the video Click here to watch the video
	Finish by Friday	Iconic Term 2 Week 6 Matific activities set by your teacher
LIFE SKILLS	<p>1. Write a letter to your future self. Look at the PDF document below for the instructions. When you are done, put the letter into your time capsule.</p> <p>PLEASE NOTE <u>SEE:</u> LS - Letter to myself</p>	<p>2. Open the PDF document: Follow the step by step instructions on how to make your very own time capsule.</p> <p>PLEASE NOTE <u>SEE:</u> LS -Time Capsule</p>