

Grade 3 Academic Home School Programme

Week 7: 25 May


Week 7! Can you believe it?!

I had so much fun being creative
for the art challenge.

Hopefully we can start a
countdown until we see each other
again soon!

Kenny xxx





Laerskool KENRIDGE Primary School



Home Language reading: Read a few pages a day. This week's book is **Eric's Talking Ears**

[Click here for the book](#)


Remember to finish the book by next week 😊

PE for the week:



PLEASE NOTE

[SEE: LS - PE](#)

**Monday
25 May**

ENGLISH HOME LANGUAGE	Cursive	 Click here to watch the video (we are aware the date is wrong - please write the correct date)
	Department Book: Revision Past Tense - page 83 Punctuation - page 107 Comprehension - page 108	Past Tense - Bottom of the page at Let's Write Punctuation - Top of the page at Let's Write Comprehension - Read the comprehension and answer the questions on the following page
AFRIKAANS FIRST ADDITIONAL LANGUAGE	Verb and Noun revision Lees: "Die mense in ons straat" Page 2 – 7 PLEASE NOTE SEE: FAL – Snapplify Week 7 Reader	Look at the words provided. Write the date and heading (Werkwoord of Selfstandige naamwoord). Make two columns in your book by folding your page in half. One column for verbs (on the left) and one for nouns (on the right). Put each of the given words under the correct heading. See the example in the document. PLEASE NOTE SEE: FAL – Verb and Noun revision & MEMO
MATHEMATICS	Practical counting	Count in 10 Collect all the teaspoons from the kitchen drawer. Count in 10's for each teaspoon. What number did you get to? Is the number more than 110? <ul style="list-style-type: none">Start at 48 and count in 10 until you have counted all the spoons.Start at 225 and count back to 5. Do you have any spoons left to count?This time start at 382 and count on in 10 until you have counted all your spoons.

		<ul style="list-style-type: none"> Start at 679 and count back until you have counted all your spoons. What number did you end on?
	Practice book work	Get ready -You will need your Practice book, white/variety of 6 different colours of paper, glue, ruler, scissors and pencil. Click here for the FRACTION WALL activity video
	To be completed by Friday	Iconic Book: Term 2 Week 7 <div>PLEASE NOTE</div> SEE: Maths - Iconic MEMO Matific activities set by your teacher.
LIFE SKILLS	Watch the video about The Life Cycle of a moth	Click here for video
Tuesday 26 May		
ENGLISH HOME LANGUAGE	Nouns, Verbs & Adjectives	Let's have some fun! Click on this link to play the noun game. You must feed the fish with the noun above its head. Click on this link to play the verb game. You must hit the alien with the verb above its head. Click on this link to play the adjective game. Select year group 3 , and then select adjective to start. Drag the adjective onto the word that says adjective . When you have found all 5, the rocket will launch (You can play as many times as you like)
	Collective Nouns	Revise Collective Nouns . Choose another 8 (not the same as last week) <ul style="list-style-type: none"> Write the date and your heading Divide your page into 8 blocks Write a collective noun in each block Draw a picture <div>PLEASE NOTE</div> SEE: HL - Collective Nouns Example
AFRIKAANS FIRST ADDITIONAL LANGUAGE	Tye van die werkwoord (Tenses) Lees: Page 8 - 13	Watch the video below. At the end of the video, instructions will be given for the activity that you must complete. Click here to watch the video Complete the table by filling in the missing words. <div>PLEASE NOTE</div> SEE: FAL – Tye van die werkwoord & MEMO

MATHEMATICS	Practical counting	Count in 100 How many doors are there in your house? Walk around your house and touch each door as you count in 100. Walk backwards touching each door as you count back in 100. Do the same but this time begin at 3, 15 and 74.
	Mental Maths	Get ready – You will need your Practice book and pencil Click here to watch and do the Mental Maths activity
	Practice book work	 <p>Comparing Fractions</p> <p>PLEASE NOTE SEE: Maths - Fraction Worksheet</p>
	To be completed by Friday	Iconic Book: Term 2 Week 7 Matific activities set by your teacher.
LIFE SKILLS	Optional - Xhosa	PLEASE NOTE SEE: LS - Xhosa
Wednesday 27 May		
ENGLISH HOME LANGUAGE	Cursive	 <p>Click here to watch the video (we are aware the date is wrong - please write the correct date)</p>
	Phonics: u-e page 23	<p>u-e phonics. Watch the video for your instructions on the activity:</p> <p>Click here to watch the video</p>
AFRIKAANS FIRST ADDITIONAL LANGUAGE	"ou" Klanke (page 60 in Study Guide)	Listen to the video below to make sure that you are pronouncing the words correctly. As you hear the Afrikaans word, repeat it twice and then write the English word next to every Afrikaans word in your Study Guide. Make sure

		<p>that you have your Study Guide and pencil ready before watching the video.</p> <p>Click here to watch the video</p> <p>Learn your “ou” words by looking at the word, reading it out loud, listening to each part, imagining the word and then writing it down. Don't forget to check if you wrote it correctly.</p>
MATHEMATICS	Practical counting	<p>Count in 10</p> <p>If the weather permits go outside and skip around in a big circle.</p> <ul style="list-style-type: none"> Count from 10 – 360 Count back from 482 – 212 Count from 361 – 521 Count back from 595 – 325
	Division with a fraction in the answer	Click here to watch the video
	Practice Book	<p>After watching the video. Do the sums in your Practice Book.</p> <p>PLEASE NOTE SEE: Maths - Division Worksheet</p>
	To be completed by Friday	<p>Iconic Book: Term 2 Week 7</p> <p>Matific activities set by your teacher.</p>
<p style="text-align: center;">Thursday 28 May</p>		
ENGLISH HOME LANGUAGE	Reading: IUWIR	<p>I understand what I read: Read the story about The Little Ladybug and then draw the picture in your practice book. Only use 12 lines.</p> <p>PLEASE NOTE SEE: HL - IUWIR</p>
	Phonics: Hoskings List 8 - page 40	<p>Revise Hoskings List 8 and then make your own online word search and complete it.</p> <p>Click here for the word search</p> <p>Read the instructions in the 3 easy steps. Remember you need your study guide for the words.</p>
AFRIKAANS FIRST ADDITIONAL LANGUAGE	“ou” Klanke sinne	<p>Complete the work given in the document below.</p> <p>PLEASE NOTE SEE: FAL – ou Klank sinne & MEMO</p>
MATHEMATICS	Practical counting	Count in 100

		<p>Bounce a ball on the ground. Count in 100's each time the ball bounces.</p> <ul style="list-style-type: none"> Count from 34 - 734 Count from 618 - 18 Count from 157 - 857 Count from 900 - 0
	Practice Book work	<p>Do the doubling and halving work.</p> <p>PLEASE NOTE <u>SEE: Maths – Doubling and halving</u></p> <p>Use the video to mark your own work. Click here to watch the video</p>
	To be completed by Friday	<p>Iconic Book: Term 2 Week 7 Matific activities set by your teacher.</p>
<p align="center">Friday 29 May</p>		
<p>ENGLISH HOME LANGUAGE</p> <p>Parts of Speech</p>	Adverbs	<p><u>We are learning something new today!</u> Watch the video to find out all about adverbs:</p> <p>Click here to watch the video</p>
<p>AFRIKAANS FIRST ADDITIONAL LANGUAGE</p>	Insekte	<p>Let's learn about insects. Watch the video below to find out what insects are called in Afrikaans, and maybe you will learn some interesting facts too!</p> <p>Click here to watch the video</p>
<p>MATHEMATICS</p>	Problem Solving	<p>Get ready – You need your whiteboard, marker and duster/paper and pencil. Watch the video and do the sums. Click here to watch the video</p>
	Capacity	<p>Do this activity in your Practice Book</p> <p>PLEASE NOTE <u>SEE: Maths - Capacity Worksheet</u></p>
	To be completed	<p>Iconic Book: Term 2 Week 7 Matific activities set by your teacher</p>
<p>LIFE SKILLS</p>	Watch the following video about harmful and useful insects.	<p>Click here to watch the video</p>