

# Laerskool KENRIDGE Primary School

## Grade 3 Academic Home School Programme

Week 10 - 22 June



Home Language reading: Read a few pages a day  
[Click here for this week's book:](#) Tom Thumb & the Football Team


PE for the week:

PLEASE NOTE

LS - PE

Monday  
22 June

### ENGLISH HOME LANGUAGE



Solar System Activity

[Click here for the cool Story Bots video](#) about the Solar System.

Once you have watched that, [click here for your instructions.](#)

**Hard Copy** of the Solar System and the black piece of paper.

Cursive

Cursive

[Click here for the video](#)

### AFRIKAANS FIRST ADDITIONAL LANGUAGE

Watch the introduction video about fruit.

Complete activity.

Reader: "Die maan is bly"  
Pg 15 – 18

PLEASE NOTE

SEE: FAL - Leesboek

[Click here for the Fruit video](#)

PLEASE NOTE

SEE: FAL - Vrugte

Write the correct Afrikaans fruit next to the English name and colour in the pictures.



### MATHEMATICS

Mental Maths

**Hard Copy**

Complete Monday's section. Time how long it takes you to complete it.

Trim the page and stick it in your book.

PLEASE NOTE

SEE Mental maths MEMO



Practice Book




Calculation revision

PLEASE NOTE

SEE Practice book calculations

SEE Practice book calculations MEMO

	Complete by Friday	<b>Matific</b> activities set by your teacher
<b>LIFE SKILLS</b>	Sort the Planet activity	<a href="#">Click here for the instructions and information.</a>
<b>Tuesday 23 June</b>		
<b>ENGLISH HOME LANGUAGE</b>	Phonics: ou words Page 23 - Study Guide	<a href="#">Click here for the 'ou' video</a>  Once you have done your 'ou' words, you are going to design your own word search! You will need the <b>Hard Copy</b> of the word search.  <a href="#">Click here for the instructions</a>
<b>AFRIKAANS FIRST ADDITIONAL LANGUAGE</b>	Colour in the different fruit.  Reader: 19 - 21	<b>Hard Copy</b> – Vrugte Prente <b>Hard Copy</b> – Vrugte Prente Labels  Colour in the different fruit pictures. At the top of your page, paste the heading "Vrugte". Cut out the fruit and paste it into your practise book. Write the correct English name and label your fruit pictures.
<b>MATHEMATICS</b>	Mental Maths	<b>Hard Copy</b> Complete Tuesday section. Time how long it takes you to complete it.
	Fractions	Watch the video: <a href="#">Finding the fraction of a number</a>  After you watched the video, do the SMARTIE FRACTION QUIZ  <a href="#">Click here for the quiz</a>  
	Symmetry	<b>Hard Copy</b> Draw the other side of the picture Trim the page and stick it in your book.   <b>SEE Symmetry MEMO</b>
	Complete by Friday	<b>Matific</b> activities set by your teacher
<b>Wednesday 24 June</b>		

ENGLISH HOME LANGUAGE	Cursive	Cursive  <a href="#">Click here for the video</a>
	Comprehension 	<b>Hard Copy: Ordering of the Planets.</b> Write the <b>date</b> and the <b>heading</b> and then answer the questions. Remember to answer in <b>FULL SENTENCES</b> . <div>PLEASE NOTE</div> <a href="#">SEE Ordering of the Planets memo</a>
AFRIKAANS FIRST ADDITIONAL LANGUAGE	Fruit activity ui Klank	<b>Hard Copy: Fruit Vocabulary</b> Write both the Afrikaans and English words down for the different fruit and colour in the pictures. <a href="#">Click here for the ui klank video</a> Learn your ui words.
MATHEMATICS	Mental Maths	<b>Hard Copy</b> Complete Wednesday section. Time how long it takes you to complete it.
	Fractions	Watch the video <a href="#">More about Finding the fraction of a number</a> Complete the worksheet in your pack. Trim the page and stick it in your book. <b>Hard Copy</b> Fractions
	Complete by Friday	<b>Matific</b> activities set by your teacher
<b>Thursday</b> <b>25 June</b>		
ENGLISH HOME LANGUAGE	Plurals	<b>We are learning all about PLURALS today!</b> <b>Hard Copy</b> Pablo the penguin worksheets <a href="#">Watch this video</a>
	Planet Order 	<b>Hard Copy</b> planet name strips Colour the planet name strips in. Refer to the Life Skills video for the colours. Colour the Sun in yellow and make a loop. Cut the rest of the strips and paste them in loops in order from the

		sun. Hang it somewhere in your bedroom. Enjoy.
<b>AFRIKAANS FIRST ADDITIONAL LANGUAGE</b>	ui Klank activity  Reader: 22 -24	<b>Hard Copy:</b> Ons bou ui woorde
<b>MATHEMATICS</b>	Mental Maths	<b>Hard Copy</b> Complete Thursday section. Time how long it takes you to complete it.
	Analogue time	<p>Watch the video <b>Analogue time</b></p> <p><u>Prepare your book:</u></p> <ul style="list-style-type: none"> <li>• Write the heading: Analogue time</li> </ul> <p><b>Hard Copy</b></p> <ul style="list-style-type: none"> <li>• Cut out 8 analogue clocks 🕒</li> <li>• Stick 4 next to the margin</li> <li>• Rule off after each clock</li> <li>• Fold your page</li> <li>• Stick the other 4 next to the fold</li> <li>• Write these times next to the clocks. <ul style="list-style-type: none"> <li>➤ 5 o'clock</li> <li>➤ quarter past 5</li> <li>➤ half past 5</li> <li>➤ quarter to 6</li> <li>➤ 6 o'clock</li> <li>➤ quarter past 6</li> <li>➤ half past 10</li> <li>➤ quarter past 8</li> </ul> </li> <li>• Use your ruler to <b>accurately</b> show the hands on the clock.</li> </ul> <p><b>PLEASE NOTE</b> SEE Analogue clocks MEMO</p>
	Complete by Friday	<b>Matific</b> activities set by your teacher

**Friday  
26 June**

<b>ENGLISH HOME LANGUAGE</b>	Revise Punctuation	<p><b>Hard Copy</b> Punctuation</p> <p>Rewrite the sentences into your classwork book with the punctuation corrections in colour.</p> <p><b>PLEASE NOTE</b>      <u>SEE:</u> Punctuation - MEMO</p>
	Creative Writing: Reply to Gizmo	<p><a href="#">Click here for your instructions</a></p>
<b>AFRIKAANS FIRST ADDITIONAL LANGUAGE</b>	Wordsearch	<p><b>Hard Copy:</b> Complete the "Vrugte Wordsearch" Remember to colour in the words after you found them in the wordsearch.</p>
<b>MATHEMATICS</b>	Mental Maths	<p><b>Hard Copy</b></p> <p>Complete Friday section. Time how long it takes you to complete it.</p>
	Digital time	<p>Watch the video <b>Digital time</b></p> <p><u>Prepare your book:</u></p> <ul style="list-style-type: none"> <li>• Write the heading: Digital time</li> <li>• Copy this note:</li> </ul> <p>There are 15 minutes in a quarter of an hour.  There are 30 minutes in half an hour.  There are 45 minutes in three quarters of an hour.  There are 60 minutes in 1 hour.</p> <p>Rule a line</p> <p><b>Hard Copy</b></p> <ul style="list-style-type: none"> <li>• Bubble cut 8 digital clocks</li> <li>• Stick 4 next to the margin</li> <li>• Rule off after each clock</li> <li>• Fold your page in half</li> <li>• Stick the other 4 next to the fold</li> <li>• Write these times next to the clocks. <ul style="list-style-type: none"> <li>➤ 5 o'clock</li> <li>➤ quarter past 5</li> <li>➤ half past 5</li> <li>➤ quarter to 6</li> <li>➤ 6 o'clock</li> <li>➤ quarter past 6</li> <li>➤ half past 10</li> </ul> </li> </ul>

		<div>➤ quarter past 8</div> <ul style="list-style-type: none"><li>• Fill in the numbers on the digital clocks</li></ul> <div>PLEASE NOTE SEE Digital clocks MEMO</div>
	Complete by Friday	<b>Matific</b> activities set by your teacher