









Laerskool KENRIDGE Primary School

Grade 4 Academic Home School Programme: 8th Upload (8 - 12 June)



Subject and Resources	Monday	Tuesday	Wednesday	Thursday	Friday
<u>ENGLISH HOME LANGUAGE</u> <u>English Department Book 1</u> 	<u>Spelling:</u> <u>Word search:</u> Watch the video. Click here for video. <u>Print</u> the word search. <u>Time yourself</u> to see how quickly you can find the words. (Memo in the pdf file)	<u>Language:</u> <u>Present and Past Tense:</u> Watch the video. Click here for video. Thereafter, complete the following pages in your <u>English Department Book:</u> <u>p. 76:</u> Match the present and past tense verbs. <u>p. 111:</u> Read the columns only. (Memo in pdf file)	<u>Language:</u> <u>Future Tense:</u> Watch the video Click here for video. <u>English Department book:</u> <u>p. 110</u> (middle green block): Write <u>a paragraph</u> (<u>NOT</u> sentences) in the Simple Future Tense. (Memo in pdf file)	<u>Revision Exercises:</u> <u>English Department Book:</u> <u>p. 98 – 99:</u> Bottom to the top of p. 99: yesterday sentences. <u>p. 109:</u> Top columns <u>p. 77:</u> Rewrite the e-mail in the future tense. (Memo in pdf file)	<u>Tenses Game:</u> * <u>Print</u> the game board for yourself. * <u>Read</u> the instructions from the screen. *Ask a family member to play with you. * <u>Read</u> the answers from the screen. Enjoy having some fun! Click here for video. (game-board, memo and rules in pdf file)
<u>AFRIKAANS EERSTE ADDISIONELE TAAL (EAT)</u> Afrikaans sonder grense	<u>Spel</u> Voltooi Spellys 15 op bl.26 Memo sal volgende week gegee word.	<u>Spel</u> Voltooi die woordsoek. Gebruik kleur om dit te voltooi. Sien pdf vir woordsoek.	<u>Lees</u> Lees 'n Afrikaanse storie en vertel iemand in jou gesin daarvan.	<u>Taal</u> Voltooi die blokkiesraaisel deur die taalvrae te beantwoord. Sien pdf vir blokkiesraaisel. Kliek hier vir video memo.	

<p><u>MATHS</u></p> <p>Videos</p> <p>Maths Problems and Patterns workbook</p> <p>Maths Homework book</p>	<p>Geometric patterns introduction video. Maths Problems and Patterns workbook. Copy the shapes from the worksheet and fill in the missing shapes to complete the patterns. First pattern would have been done in the video. Colour in once complete. Each shape a different colour i.e. all triangles red etc.</p> <p>Click here for video.</p> <p>Memo PDF (First pattern shows example of how it must be coloured in)</p>	<p>Video showing patterns and rules using matchsticks.</p> <p>You will need matchsticks if you want to join in!!!</p> <p>Click here for video.</p>	<p>PowerPoint video explaining matchsticks worksheet. Do the first page together in the video – interactive – you can use your whiteboards for this. Do the second page of the worksheet on your own. To be completed in the Maths Problems and Patterns workbook. See layout PDF for how to set it out.</p> <p>Memo PDF. Click here for video.</p>	<p>Revise Times Tables 3 – 6 x and ÷</p> 	<p>Times tables test – set up at the back of Maths Homework book: 2020 – 06 – 05 Times tables test (1-10 down the margin, 11-20 down the fold)</p> <p>Watch video and answer as you go along. Pause if you need to. Continue watching the PowerPoint video for memo at the end.</p> <p>Click here for video.</p>
<p><u>NS</u></p>				<p>Read p. 69-73 in textbook. Complete p. 19 in workbook. Make a list of any objects with different materials in your house and complete the activity.</p>	
<p><u>HISTORY</u></p>			<p>Answering source-based questions -Read the History source-based guidelines.</p>		

			<p>-Answer Source A on p. 19 of your History workbook on your whiteboard.</p> <p>-Watch the video on how to answer source-based questions.</p> <p>-Read through p. 19-24 in your History workbook to familiarise yourself with the different types of questions and sources.</p> <p>Click here for video.</p>		
<u>GEOGRAPHY</u>	<p><u>You have 2 weeks to work on this:</u></p> <p>Read P. 50 – 51 in the textbook.</p> <p>Complete P. 28 in the workbook by filling in the names of the continents and the oceans (refer to the memo and copy) - shade land and sea.</p> <p>Complete P. 29 in the workbook (find questions in the textbook on p. 50).</p> <p>Refer to memo.</p> <p>See pdf for memo.</p>				
<u>TECHNOLOGY /</u>	<p>See printed notes regarding p.96-98.</p> <p>Have fun!</p>				
<u>ARTS AND CULTURE</u>					
<u>LIFE SKILLS</u>	<p><u>You have 2 weeks to work on this:</u></p> <p>Read P. 60 – 62 in the textbook. Cook a traditional meal from your cultural group.</p> <p>Take a photo and whatsapp it to your teacher with the name of the culture and the name of the meal.</p>				