







# KENRIDGE PRIMARY SCHOOL - Grade 3 Academic Programme

12 October - 23 October






DAY	GROUP A	DAY	GROUP A
Day 1	Monday 12 October <b>school</b>	Day 6	Monday 19 October <b>home</b>
Day 2	Tuesday 13 October <b>home</b>	Day 7	Tuesday 20 October <b>school</b>
Day 3	Wednesday 14 October <b>school</b>	Day 8	Wednesday 21 October <b>home</b>
Day 4	Thursday 15 October <b>home</b>	Day 9	Thursday 22 October <b>school</b>
Day 5	Friday 16 October <b>school</b>		

## LIFE SKILLS

LIFE SKILLS								
<u>DAY 1 (School)</u>  <b>PowerPoint:</b> Respect for my country  Complete the worksheet activity.	<u>DAY 2 (Home)</u>  	<u>DAY 3 (School)</u>  <b>PowerPoint:</b> Sport  Design a new shirt for your favourite sport. The shirt worksheet is provided.	<u>DAY 4 (Home)</u>  	<u>DAY 5 (School)</u>  <b>PowerPoint:</b> Rights and responsibilities  Draw a table in your book with two columns. Write a heading in each column. <table border="1"><tr><th>Rights</th><th>Responsibilities</th></tr><tr><td></td><td></td></tr></table> Write 8 rights and responsibilities. Look at slides 14, 15 and 16 to help you.	Rights	Responsibilities		
Rights	Responsibilities							
<u>DAY 6 (Home)</u>  	<u>DAY 7 (School)</u>  <b>PowerPoint:</b> Rainbow Nation  Go to a double page in your book. Draw a big rainbow that spreads across both pages. Colour, cut and paste the pictures over the rainbow.	<u>DAY 8 (Home)</u>  	<u>DAY 9 (School)</u>  <b>PowerPoint:</b> Ndebele culture  Look at the Maths Planning for the activity.					





## ENGLISH HOME LANGUAGE

<p><u>DAY 1 (School)</u></p> <p>Cursive <i>J</i>  <a href="#">click here for video</a></p> <p><b>Phonics</b> : or words  <b>Stay at home learners:</b> Your teacher will send you the video.  <b>PowerPoint</b> is on the S.drive at school.</p> <p><b>Write 5 sentences</b>, with 2 or words per sentence. Remember to write the <b>or</b> word in colour.</p>	<p><u>DAY 2 (Home)</u></p> <p><b>Phonics</b>  <u>LEARN</u> or words on pg 25 of Study Guide</p>  <p><b>Reading piece:</b>  My Pet Squad (Chapter 1 &amp; 2)</p>	<p><u>DAY 3 (School)</u></p> <p>Cursive <i>J</i>  <a href="#">click here for video</a></p> <p>Introduce <b>apostrophes</b>  <a href="#">click here to watch the video</a></p> <p><b>Apostrophe activity:</b>  <b>Rewrite the sentences</b> given to show the possession and then rewrite the given sentences into your book <b>using the correct apostrophes</b>.</p>	<p><u>DAY 4 (Home)</u></p> <p><b>Comprehension:</b> Natalie du Toit  <b>Read</b> the comprehension and answer the questions in <b>FULL</b> sentences.</p> <p><b>Apostrophe activity:</b>  <a href="#">click here for a recap on apostrophes</a></p> <p><b>Rewrite the sentences</b> given to show the possession and then rewrite the given sentences into your book <b>using the correct apostrophes</b>.</p> <p><b>Reading piece:</b>  My Pet Squad (Chapter 3 &amp; 4)</p>	<p><u>DAY 5 (School)</u></p> <p>Revise cursive <i>J</i>  <a href="#">click here for video</a></p> <p><b>Phonics</b> : ur words  <b>Stay at home learners:</b> Your teacher will send you the video.  <b>PowerPoint</b> is on the S.drive at school.</p> <p><b>or &amp; ur</b> crossword activity.  Fill in the correct <b>or</b> OR <b>ur</b> word in the sentences that give you clues. Then, put the words into the crossword.</p>
<p><u>DAY 6 (Home)</u></p> <p><b>Phonics</b>  <u>LEARN</u> ur words on pg 25 of Study Guide</p>  <p><b>Reading piece:</b>  My Pet Squad (Chapter 5 &amp; 6)</p>	<p><u>DAY 7 (School)</u></p> <p>Cursive <i>y</i>  <a href="#">click here for video</a></p> <p><b>Phonics</b> : Both y words  <b>Stay at home learners:</b> Your teacher will send you the video.  <b>PowerPoint</b> is on the S.drive at school.</p> <p>Introduce <b>homophones</b>  <a href="#">click here to watch the video</a></p> <p><b>Homophones activity:</b> Find another homophone for the words provided, write it down and draw a picture in the block.</p>	<p><u>DAY 8 (Home)</u></p> <p><b>Phonics</b>  <u>LEARN</u> y words on pg 25 of Study Guide</p> <p><b>Homophones activity:</b> Copy the following paragraph into your book and write the correct homophone in colour</p> <p><b>Reading piece:</b>  My Pet Squad (Chapter 7 &amp; 8)</p>	<p><u>DAY 9 (School)</u></p> <p>Cursive <i>y</i>  <a href="#">click here for video</a></p> <p><b>Comprehension:</b> Wayde van Niekerk  <b>Read</b> the comprehension and answer the questions in <b>FULL</b> sentences. (<b>this comprehension is at the back of your reading pack</b>)</p> <p><b>y phonics activity:</b> fill in the correct y word above each picture (in the first &amp; third row) and fill in the correct letters to complete the y word (in the middle row). Cut and paste the worksheet in your book.</p>	<p><b>Enjoy your</b></p> 

## MATHEMATICS

<u>DAY 1 (School)</u>	<u>DAY 2 (Home)</u>	<u>DAY 3 (School)</u>	<u>DAY 4 (Home)</u>	<u>DAY 5 (School)</u>
<ul style="list-style-type: none"> <li>• Bonds of 19</li> <li>• PowerPoint: Shopping – working with change</li> <li>• Worksheet that shows method</li> </ul>	<ul style="list-style-type: none"> <li>• Worksheet Bonds of 19 Working with change</li> <li>• <b>Iconic Term 3 week 1</b> – to be completed by the end of this week</li> </ul>	<ul style="list-style-type: none"> <li>• Ordinal numbers</li> <li>• Money – subtraction (PPT)</li> <li>• <b>Sums in books</b> R3,50 – R1,70 R5,50 – R1,40 R6,30 – R4,50 R7,10 – R3,60 R4,20 – 50c R8,60 – R5,70 R8,10 – R3,00 R9,40 – R6,90</li> </ul>	<ul style="list-style-type: none"> <li>• Worksheet Ordinal numbers Money - change</li> </ul>	<ul style="list-style-type: none"> <li>• <b>Problem solving</b> with money</li> </ul>
<u>DAY 6 (Home)</u>	<u>DAY 7 (School)</u>	<u>DAY 8 (Home)</u>	<u>DAY 9 (School)</u>	
<ul style="list-style-type: none"> <li>• <b>Iconic Term 3 week 2</b> – to be completed by the end of this week</li> <li>• <b>Problem solving</b> with money</li> </ul>	<ul style="list-style-type: none"> <li>• Working with a calendar</li> <li>• <b>Sums in book</b> Halve: 846 782 Double: 437 395 <b>Calculations</b> <math>529 + 345 =</math> <math>861 - 209 =</math> Do more if there is time.</li> </ul>	<ul style="list-style-type: none"> <li>• Working with a calendar</li> <li>• <b>Sums in Practice Book</b> Halve: 824 746 Double: 461 387 <b>Calculations</b> <math>548 + 346 =</math> <math>893 - 248 =</math></li> </ul>	Ndebele art	

## AFRIKAANS EERSTE ADDISIONELE TAAL

DAY 1 (School)	DAY 2 (Home)	DAY 3 (School)	DAY 4 (Home)	DAY 5 (School)
<p><b>Farm Animals:</b> Introduce <b>farm animals sounds</b> and <b>homes</b> (Mimio) at school only</p> <p>Paste the pictures of farm animals and copy the sentences into your book from the board.</p>	<p><b>Farm Animals Activities:</b></p> <ul style="list-style-type: none"> <li>Paste the farm animal pictures in the correct blocks provided.</li> <li>Match the animal with the correct baby animal name.</li> <li>Do the wordsearch</li> </ul> 	<p><b>Wild Animals Activity:</b> Paste the pictures of the wild animals into your book complete the sentences.</p> 	<p><b>Wild Animals Activity:</b></p> <ul style="list-style-type: none"> <li>Paste the pictures of the wild animals into your book and write the English and Afrikaans names next to each animal.</li> <li>Colour in the pictures.</li> </ul>	<p><b>Parts of Speech:</b> Introduce <b>Adjectives</b> (PowerPoint)</p> <p><b>Adjectives activity:</b></p> <ul style="list-style-type: none"> <li>Read the paragraph.</li> <li>Circle all the adjectives.</li> <li>Write the adjectives in the blocks below.</li> </ul> <p>Then, rewrite the sentences provided in your book. Write the nouns in red and the adjectives in blue.</p> 
DAY 6 (Home)	DAY 7 (School)	DAY 8 (Home)	DAY 9 (School)	
<p><b>Adjectives worksheet:</b></p> <ul style="list-style-type: none"> <li>Read and complete the paragraph by filling in the missing adjectives.</li> <li>Use the word bank to help you.</li> <li>You may use your own words too</li> </ul>	<p><b>Animals activities:</b></p> <ul style="list-style-type: none"> <li>Use the clues to unscramble the animal names</li> <li>Then decide if it is a wild or farm animal.</li> <li>Write the animal down in the correct column.</li> <li>Colour in the picture of the farm</li> </ul> 	<p><b>Wild animal worksheet:</b></p> <ul style="list-style-type: none"> <li>Use the word bank to write the correct Afrikaans animal name next to each picture</li> <li>Use those words to complete the sentences.</li> </ul>	<p><b>Klanke:</b></p> <ul style="list-style-type: none"> <li>Read through the "ooi" klank words (Study Guide: pg 60).</li> <li>Write the correct English word next to every Afrikaans word.</li> <li>Write down 3 good sentences on your whiteboard with <u>at least one</u> ooi word in each sentence.</li> </ul>	