

# KENRIDGE PRIMARY SCHOOL - Grade 3 Academic Programme

30 December to 11 December






DAY	GROUP A	DAY	GROUP A
Day 1	Monday 30 November <b>school</b>	Day 6	Monday 7 December <b>home</b>
Day 2	Tuesday 1 December <b>home</b>	Day 7	Tuesday 8 December <b>school</b>
Day 3	Wednesday 2 December <b>school</b>	Day 8	Wednesday 9 December <b>home</b>
Day 4	Thursday 3 December <b>home</b>	Day 9	Thursday 10 December <b>school</b>
Day 5	Friday 4 December <b>school</b>	Day 10	Friday 11 December <b>home</b>

## LIFE SKILLS

<u>DAY 1 (School)</u>	<u>DAY 2 (Home)</u>	<u>DAY 3 (School)</u>	<u>DAY 4 (Home)</u>	<u>DAY 5 (School)</u>
<b>Home Language</b> * Prepared Phonics  <b>Maths</b> * Patterns * Space & Shape * Measurement * Data Handling		<b>First Additional Language</b> * Oral * Writing  <b>Home Language</b> * Handwriting		<b>Catch up assessment day</b>  Extra: Kahoot game Healthy living <a href="#">Click here to play the game</a> Use this password: 09091014
<u>DAY 6 (Home)</u>	<u>DAY 7 (School)</u>	<u>DAY 8 (Home)</u>	<u>DAY 9 (School)</u>	<u>DAY 10 (Home)</u>
Snowman and Angel Tree decorations.  Follow the instructions on the page. You will need a string or piece of rope to attach the snowman and the angel.	Let's make a Christmas card. Draw the picture of Santa Clause Your teacher will give you cardboard or paper. This activity links with Eng HL today. <a href="#">Click here to see the video</a>	Draw an Elf  Follow the step-by-step video on how to draw an Elf <a href="#">Click here to see the video</a>	Let's make a 3D snowman. Instructions are on the page. Extra: Kahoot game Food Pyramid <a href="#">Click here to play the game</a>  Use this password: 05875204	Santa Craft.  Follow the instructions on the PDF document. They will tell you exactly what you will need for the craft. Enjoy!

## ENGLISH HOME LANGUAGE

DAY 1 (School)	DAY 2 (Home)	DAY 3 (School)	DAY 4 (Home)	DAY 5 (School)
<p>Home Language</p> <ul style="list-style-type: none"> <li>• Prepared Phonics</li> </ul> <p>Maths</p> <ul style="list-style-type: none"> <li>• Patterns</li> <li>• Space &amp; Shape</li> <li>• Measurement</li> <li>• Data Handling</li> </ul>		<p>First Additional Language</p> <ul style="list-style-type: none"> <li>• Oral</li> <li>• Writing</li> </ul> <p>Home Language</p> <ul style="list-style-type: none"> <li>• Handwriting</li> </ul>		<p><b>Cursive practice – Little Reindeer</b> Your teacher will put some print words up on the board. Copy them into your book in cursive. Have fun!</p> <p><b>PowerPoint:</b> Christmas Traditions Around the World</p> <p><b>PHONICS:</b> phonics revision crossword You may use your study guide to assist you. <b>Catch up assessment day</b></p>
DAY 6 (Home)	DAY 7 (School)	DAY 8 (Home)	DAY 9 (School)	DAY 10 (Home)
<p><b>PHONICS:</b> revise shape names and number names up to 1000 (at random)</p> <p><b>Activity:</b> phonics revision wordsearch</p> <p><b>Christmas card activity for tomorrow</b> Rough work at home, we will make the card in school. You need to write a letter to your parents:</p> <ul style="list-style-type: none"> <li>• Thank them for their support</li> <li>• Tell them about your favourite memory you have with spending time with them</li> <li>• Tell them what you would like to do this Christmas holiday.</li> <li>• Remember to use adjectives!</li> </ul> <p><b>Before you start:</b> Draw a mind map in your book to write your key words and ideas down first.</p> <p>REMEMBER to bring this rough work to school!</p>	<p><b>Cursive practice - Snowball</b> Your teacher will put some print words up on the board. Copy them into your book in cursive. Have fun!</p> <p><b>Comprehension: The Jackson Family</b> Read the comprehension and answer the questions in <b>FULL</b> sentences. <b>WRITE YOUR ANSWERS IN CURSIVE</b></p> <p><b>Parts of speech:</b> Find 4 of each of the following in <b>The Jackson Family</b> comprehension:</p> <ul style="list-style-type: none"> <li>• Nouns</li> <li>• Verbs</li> <li>• Adjectives</li> <li>• Adverbs</li> </ul> <p><b>Christmas Card Writing:</b> Use your rough work from yesterday and write it down into the card made in Life Skills</p>	<p><b>PHONICS:</b> revise days of the week and months of the year</p> <p><u>Rainbow Department Book:</u> Read: <b>The Ant and the Grasshopper</b> (pg 122)</p> <ul style="list-style-type: none"> <li>• Answer the questions on page 123</li> <li>• Complete the Direct Speech &amp; wordsearch on page 125</li> </ul> <p><b>Remember to bring your book back to school tomorrow!</b></p> 	<p><b>Cursive practice - Snowman</b> Your teacher will put some print words up on the board. Copy them into your book in cursive. Have fun!</p> <p><b>Christmas Stocking Parts of Speech:</b></p> <ul style="list-style-type: none"> <li>• Use a double page in your book</li> <li>• Stick the Christmas socks down (only put a little bit of glue at the bottom, left and right. NOT on top)</li> <li>• Then, decide which goodies go into each stocking and slip / paste them in.</li> <li>• Remember to decorate your Christmas sock! It is a happy time so make them colourful.</li> </ul>	<p><u>Rainbow Department Book:</u></p> <p>Read: <b>Our Trip to the Elephant Park</b> (pg 94)</p> <ul style="list-style-type: none"> <li>• Complete the <b>Homophones</b> and <b>Direct Speech</b> activities on page 96</li> </ul> <p>Read: <b>Spotty Ann</b> (pg 106)</p> <ul style="list-style-type: none"> <li>• Complete <b>all the activities</b> on page 107</li> </ul> <p><b>Compete similes activity</b> on page 121</p>

## MATHEMATICS

<u>DAY 1 (School)</u>	<u>DAY 2 (Home)</u>	<u>DAY 3 (School)</u>	<u>DAY 4 (Home)</u>	<u>DAY 5 (School)</u>
<p><u>Home Language</u></p> <ul style="list-style-type: none"> <li>• Prepared Phonics</li> </ul> <p><u>Maths</u></p> <ul style="list-style-type: none"> <li>• Patterns</li> <li>• Space &amp; Shape</li> <li>• Measurement</li> <li>• Data Handling</li> </ul>	<p>Rainbow Book (Mathematics in English Term 3 /4 Book 2) Pages 70 - 73 (Numbers 700 to 800)</p>	<p><u>First Additional Language</u></p> <ul style="list-style-type: none"> <li>• Oral</li> <li>• Writing</li> </ul> <p><u>Home Language</u></p> <ul style="list-style-type: none"> <li>• Handwriting</li> </ul> <p><b>PPT Perimeter</b></p> <p>Rainbow Book (Mathematics in English Term 3/4 Book 2) Page 60 (The distance around) Measure the perimeter of your book and desk using your eraser/pencil. Measure the perimeter of the (playground, tennis court, fields, etc.) using your feet.</p>	<p>Rainbow Book (Mathematics in English Term 3/4 Book 2) Pages 74 – 77 (Numbers 800 – 900)</p>	<p><u>Catch up assessment day</u></p> <p><b>Teacher Apparatus:</b> a scale and 5 objects to weigh</p> <p>Rainbow Book (Mathematics in English Term 3/4 Book 2) Page 78 to 81 (Weighing things)</p>
<u>DAY 6 (Home)</u>	<u>DAY 7 (School)</u>	<u>DAY 8 (Home)</u>	<u>DAY 9 (School)</u>	<u>DAY 10 (Home)</u>
<p>Rainbow Book (Mathematics in English Term 3/4 Book 2) Pages 82 – 85 (Numbers 900 to 1000)</p>	<p>Rainbow Book (Mathematics in English Term 3/4 Book 2) <b>PPT Area</b> Page 96 and 97 (Measurement puzzles)</p>	<p><u>Iconic Maths Book</u> Term 4, week 1</p>	<p><u>Iconic Maths Book</u>: Term 4, Week 2</p>	<p><u>Iconic Maths Book</u>: Term 4, Week 3</p>

## AFRIKAANS EERSTE ADDISIONELE TAAL

<u>DAY 1 (School)</u>	<u>DAY 2 (Home)</u>	<u>DAY 3 (School)</u>	<u>DAY 4 (Home)</u>	<u>DAY 5 (School)</u>
<p>Home Language</p> <ul style="list-style-type: none"> <li>• Prepared Phonics</li> </ul> <p>Maths</p> <ul style="list-style-type: none"> <li>• Patterns</li> <li>• Space &amp; Shape</li> <li>• Measurement</li> <li>• Data Handling</li> </ul> <p>Preposition activity worksheet</p>	<p>Writing activity. Instructions are on the page.</p> <p>Read the reader that your teacher has given to you. Make sure that you have finished this book by day 6.</p>	<p>First Additional Language</p> <ul style="list-style-type: none"> <li>• Oral</li> <li>• Writing</li> </ul> <p>Home Language</p> <ul style="list-style-type: none"> <li>• Handwriting</li> </ul> <p>Read through the "w and v woorde" on page 61 in your Study Guide as a class. Your teacher will give you a few minutes to study the words. Your teacher will then read words from the list to you and you must write it on your whiteboard.</p>	<p>Decorate a christmas tree worksheet.</p> <p>Christmas sentences worksheet.</p>	<p>Catch up assessment day</p> <p>Find the 'parts of speech' worksheet.</p>
<u>DAY 6 (Home)</u>	<u>DAY 7 (School)</u>	<u>DAY 8 (Home)</u>	<u>DAY 9 (School)</u>	<u>DAY 10 (Home)</u>
<p>Reader — bring back tomorrow (Day 7)</p> <p>Degrees of comparison activity.</p>	<p>Klanke hersiening activity</p>	<p>Klanke hersiening activity</p>	<p>W en V puzzle activity</p>	<p>Christmas baking worksheet</p>