

KENRIDGE PRIMARY SCHOOL - Grade 3 Academic Programme

30 December to 11 December






DAY	GROUP B	DAY	GROUP B
Day 1	Tuesday 1 December school	Day 6	Tuesday 8 December home
Day 2	Wednesday 2 December home	Day 7	Wednesday 9 December school
Day 3	Thursday 3 December school	Day 8	Thursday 10 December home
Day 4	Friday 4 December home	Day 9	Friday 11 December school
Day 5	Monday 7 December school	Day 10	Monday 14 December home

LIFE SKILLS

<u>DAY 1 (School)</u>	<u>DAY 2 (Home)</u>	<u>DAY 3 (School)</u>	<u>DAY 4 (Home)</u>	<u>DAY 5 (School)</u>
<p>Home Language</p> <ul style="list-style-type: none"> • Prepared Phonics <p>Maths</p> <ul style="list-style-type: none"> • Patterns • Space & Shape • Measurement • Data Handling 		<p>First Additional Language</p> <ul style="list-style-type: none"> • Oral • Writing <p>Home Language</p> <ul style="list-style-type: none"> • Handwriting 		<p>Catch up assessment day</p> <p>Extra:</p> <p>Kahoot game</p> <p>Healthy living</p> <p>Click here to play the game</p> <p>Use this password: 09091014</p>
<p><u>DAY 6 (Home)</u></p> <p>Snowman and Angel Tree decorations.</p> <p>Follow the instructions on the page. You will need a string or piece of rope to attach the snowman and the angel.</p>	<p><u>DAY 7 (School)</u></p> <p>Let's make a Christmas card.</p> <p>Draw the picture of Santa Clause</p> <p>Your teacher will give you cardboard or paper. This activity links with Eng HL today.</p> <p>Click here to see the video</p>	<p><u>DAY 8 (Home)</u></p> <p>Draw an Elf</p> <p>Follow the step-by-step video on how to draw an Elf</p> <p>Click here to see the video</p>	<p><u>DAY 9 (School)</u></p> <p>Let's make a 3D snowman.</p> <p>Instructions are on the page.</p> <p>Extra:</p> <p>Kahoot game</p> <p>Food Pyramid</p> <p>Click here to play the game</p> <p>Use this password: 05875204</p>	<p><u>DAY 10 (Home)</u></p> <p>Santa Craft.</p> <p>Follow the instructions on the PDF document. They will tell you exactly what you will need for the craft. Enjoy!</p>

ENGLISH HOME LANGUAGE

DAY 1 (School)	DAY 2 (Home)	DAY 3 (School)	DAY 4 (Home)	DAY 5 (School)
<p>Home Language</p> <ul style="list-style-type: none"> Prepared Phonics <p>Maths</p> <ul style="list-style-type: none"> Patterns Space & Shape Measurement Data Handling 		<p>First Additional Language</p> <ul style="list-style-type: none"> Oral Writing <p>Home Language</p> <ul style="list-style-type: none"> Handwriting 		<p>Cursive practice – Little Reindeer Your teacher will put some print words up on the board. Copy them into your book in cursive. Have fun!</p> <p>PowerPoint: Christmas Traditions Around the World</p> <p>PHONICS: phonics revision crossword You may use your study guide to assist you. Catch up assessment day</p>
<p>DAY 6 (Home)</p> <p>PHONICS: revise shape names and number names up to 1000 (at random) Activity: phonics revision wordsearch</p> <p>Christmas card activity for tomorrow Rough work at home, we will make the card in school. You need to write a letter to your parents:</p> <ul style="list-style-type: none"> Thank them for their support Tell them about your favourite memory you have with spending time with them Tell them what you would like to do this Christmas holiday. Remember to use adjectives! <p>Before you start: Draw a mind map in your book to write your key words and ideas down first.</p> <p>REMEMBER to bring this rough work to school!</p>	<p>DAY 7 (School)</p> <p>Cursive practice - Snowball Your teacher will put some print words up on the board. Copy them into your book in cursive. Have fun!</p> <p>Comprehension: The Jackson Family Read the comprehension and answer the questions in FULL sentences. WRITE YOUR ANSWERS IN CURSIVE</p> <p>Parts of speech: Find 4 of each of the following in The Jackson Family comprehension:</p> <ul style="list-style-type: none"> Nouns Verbs Adjectives Adverbs <p>Christmas Card Writing: Use your rough work from yesterday and write it down into the card made in Life Skills</p>	<p>DAY 8 (Home)</p> <p>PHONICS: revise days of the week and months of the year</p> <p>Rainbow Department Book: Read: The Ant and the Grasshopper (pg 122)</p> <ul style="list-style-type: none"> Answer the questions on page 123 Complete the Direct Speech & wordsearch on page 125 <p>Remember to bring your book back to school tomorrow!</p> 	<p>DAY 9 (School)</p> <p>Cursive practice - Snowman Your teacher will put some print words up on the board. Copy them into your book in cursive. Have fun!</p> <p>Christmas Stocking Parts of Speech:</p> <ul style="list-style-type: none"> Use a double page in your book Stick the Christmas socks down (only put a little bit of glue at the bottom, left and right. NOT on top) Then, decide which goodies go into each stocking and slip / paste them in. Remember to decorate your Christmas sock! It is a happy time so make them colourful. 	<p>DAY 10 (Home)</p> <p>Rainbow Department Book:</p> <p>Read: Our Trip to the Elephant Park (pg 94)</p> <ul style="list-style-type: none"> Complete the Homophones and Direct Speech activities on page 96 <p>Read: Spotty Ann (pg 106)</p> <ul style="list-style-type: none"> Complete all the activities on page 107 <p>Compete similes activity on page 121</p>

MATHEMATICS

<u>DAY 1 (School)</u>	<u>DAY 2 (Home)</u>	<u>DAY 3 (School)</u>	<u>DAY 4 (Home)</u>	<u>DAY 5 (School)</u>
<p>Home Language</p> <ul style="list-style-type: none"> * Prepared Phonics <p>Maths</p> <ul style="list-style-type: none"> * Patterns * Space & Shape * Measurement * Data Handling 	<p>Rainbow Book (Mathematics in English Term 3/4, Book 2) Pages 70 - 73 (Numbers 700 to 800)</p>	<p>First Additional Language</p> <ul style="list-style-type: none"> * Oral * Writing <p>Home Language</p> <ul style="list-style-type: none"> * Handwriting <p>PPT Perimeter</p> <p>Rainbow Book (Mathematics in English Term 3/4, Book 2) Page 60 (The distance around) Measure the perimeter of your book and desk using your eraser/pencil. Measure the perimeter of the (playground, tennis court, fields, etc.) using your feet.</p>	<p>Rainbow Book (Mathematics in English Term 3/4, Book 2) Pages 74 - 77 (Numbers 800 - 900)</p>	<p>Catch up assessment day</p> <p>Teacher Apparatus: a scale and 5 objects to weigh</p> <p>Rainbow Book (Mathematics in English Term 3/4, Book 2) Page 78 to 81 (Weighing things)</p>
<u>DAY 6 (Home)</u>	<u>DAY 7 (School)</u>	<u>DAY 8 (Home)</u>	<u>DAY 9 (School)</u>	<u>DAY 10 (Home)</u>
<p>Rainbow Book (Mathematics in English Term 3/4, Book 2) Pages 82 - 85 (Numbers 900 to 1000)</p>	<p>Rainbow Book (Mathematics in English Term 3/4, Book 2) PPT Area Page 96 and 97 (Measurement puzzles)</p>	<p>Iconic Maths Book, Term 4, week 1</p>	<p>Iconic Maths Book, Term 4, Week 2</p>	<p>Iconic Maths Book, Term 4, Week 3</p>

AFRIKAANS EERSTE ADDISIONELE TAAL

<u>DAY 1 (School)</u>	<u>DAY 2 (Home)</u>	<u>DAY 3 (School)</u>	<u>DAY 4 (Home)</u>	<u>DAY 5 (School)</u>
<p>Home Language * Prepared Phonics</p> <p>Maths * Patterns * Space & Shape * Measurement * Data Handling</p> <p>Preposition activity worksheet</p>	<p>Writing activity. Instructions are on the page.</p> <p>Read the reader that your teacher has given to you. Make sure that you have finished this book by day 6.</p>	<p>First Additional Language * Oral * Writing</p> <p>Home Language * Handwriting</p> <p>Read through the "w and v woorde" on page 61 in your Study Guide as a class. Your teacher will give you a few minutes to study the words. Your teacher will then read words from the list to you and you must write it on your whiteboard.</p>	<p>Decorate a christmas tree worksheet. Christmas sentences worksheet.</p>	<p>Catch up assessment day</p> <p>Find the 'parts of speech' worksheet.</p>
<u>DAY 6 (Home)</u>	<u>DAY 7 (School)</u>	<u>DAY 8 (Home)</u>	<u>DAY 9 (School)</u>	<u>DAY 10 (Home)</u>
<p>Reader – bring back tomorrow (Day 7)</p> <p>Degrees of comparison activity.</p>	<p>Klanke hersiening activity</p>	<p>Klanke hersiening activity</p>	<p>W en V puzzle activity</p>	<p>Christmas baking worksheet</p>